

# Summer Art Activities

Hello Elementary Artists!  
Looking for something to do  
this summer? Check out  
some of these art ideas!



# Drawing Ideas



- Draw a picture of your house. Use as many details as possible.
- Draw yourself as a SuperHero. What powers would you have?
- Design a car for the future. What would it look like 100 years from now?
- Create a drawing journal for your vacation or favorite summer activities.
- Make a drawing that looks sticky.
- Draw a mysterious doorway or staircase.
- Draw an empty room. Make it interesting.
- Draw a flower.
- Draw a flower. Make it dangerous.
- Draw an object melting.
- Draw an imaginary place, adding all kinds of details.
- Draw a family member with things that are important to them.
- Draw hair. A lot of it.
- Draw an animal playing a musical instrument.
- Draw a picture of the best pizza you've ever eaten.
- Draw something from a pet's point of view.
- Draw a gumball machine that dispenses anything but gumballs.
- Draw moving water. Draw still water.
- Draw a watch or another piece of jewelry.
- Create a new sport. You can improve an existing sport, combine two existing sports, or come up with something completely new.
- Draw something out of place.
- Draw something that should have been invented by now.
- Draw something for which you are thankful.

# Pointillism Painting

Draw the outline of an object with pencil. Use a Q-Tip dipped in paint to fill in the drawing with small dots.



# Salt Painting

Create a design or drawing by squeezing lines of wet glue onto white or colored paper. Do not smooth the glue. Pour table salt onto the glue, shake off the excess. Let it dry. Next, watercolor the salt-glue (not the paper). The salt absorbs the glue instantly.




# Salt Painting




# Tape Resist Art

On a large paper or cardboard, tape out a design with masking or painter's tape. Paint the entire surface with tempera, acrylic or watercolor paint. When paint is completely dry, remove the tape to uncover your design!




# Tape Resist Art



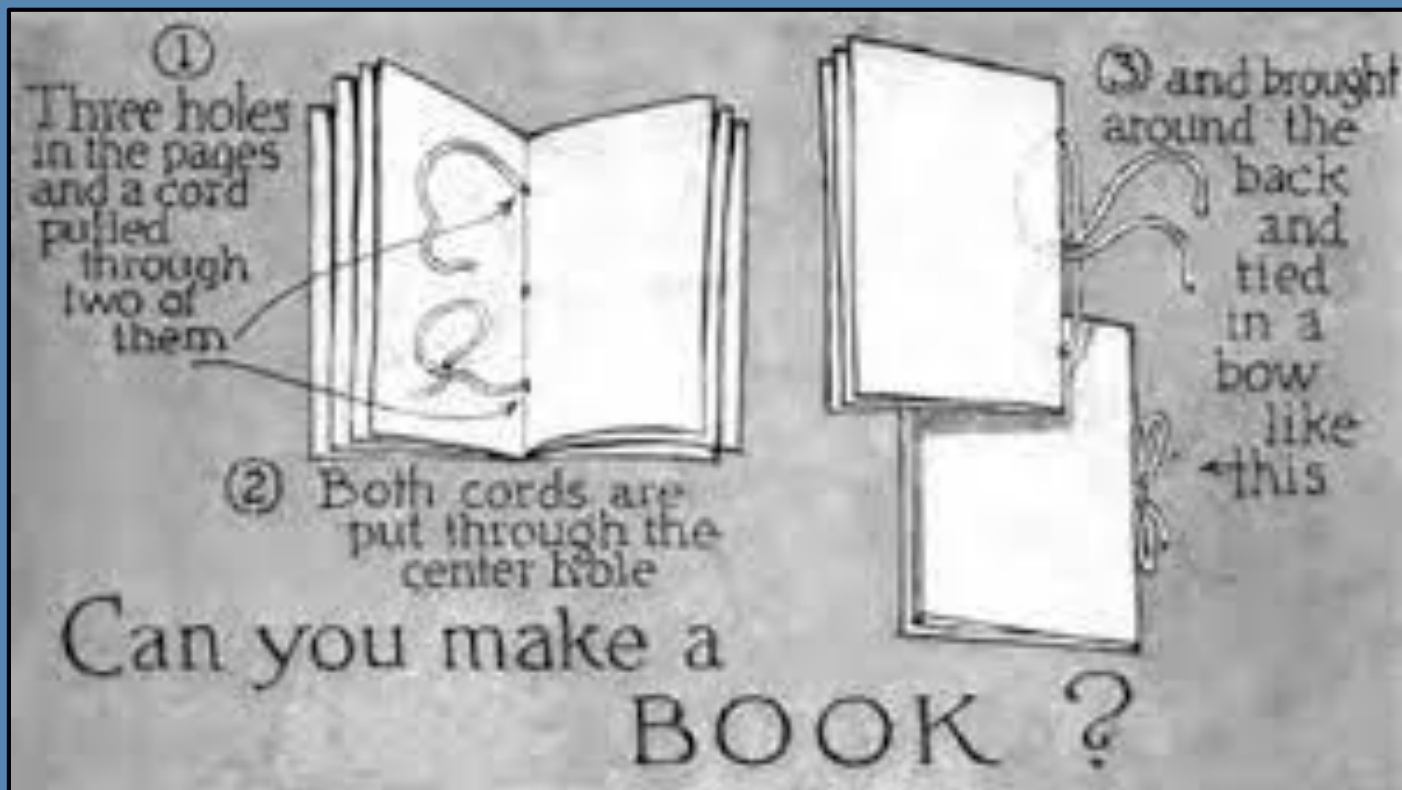
# Book illustration

Staple a few pages of paper together to make a booklet. Be an author AND illustrator by writing and drawing the pictures for your own book.







Simple book binding.



# Summertime Foods drawing and painting



# Art Made With Food!



# Rock Painting




# Rock Painting



# Aluminum Foil Animal Sculpture



# Aluminum Foil Sculpture



© Melody Peña

# Nature Mandala








# Balanced Rock Sculptures



Artist Michael Grab



# Balanced Rock Sculptures



# Artwork made with flat stones-





